



SAN JOSE POLICE DEPARTMENT

TRAINING BULLETIN

TO: ALL DEPARTMENT PERSONNEL

FROM: Anthony Mata
Chief of Police

SUBJECT: CAMERA ARCHIVE & MAPPING

DATE: April 14, 2023

Bulletin #2023-015

In January of 2023, the Department developed the San Jose Camera Archive & Mapping (CAM) program, which allows community members to register their business and/or residential cameras with the Department. To date, several hundred cameras have been registered.

The Department and community will benefit from the CAM program, as it will assist patrol officers and detectives with solving crimes in a more efficient and expeditious manner. Patrol officers can request video footage for detectives in any criminal investigation. Other ways the CAM program could assist patrol officers and the investigation are as follows:

- Identifying possible suspects and witnesses
- Conducting virtual canvasses from a computer
- Linking crime sprees
- Contact-to-completion cases
- Creating BOLs and TRAK Flyers

The program has been installed on all police workstations, MDCs, and City issued cellular phones. The approved logo is as follows:

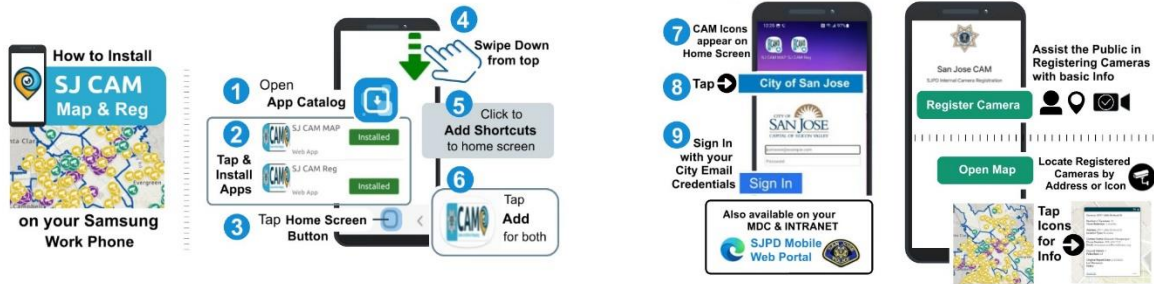


The URL for the CAM program can be used to register new cameras or review the database from existing cameras. The user login is the same login used to access a desktop profile. Follow the steps below to download the icons onto your City issued Samsung device.

ALL DEPARTMENT PERSONNEL
SUBJECT: CAMERA ARCHIVE & MAPPING

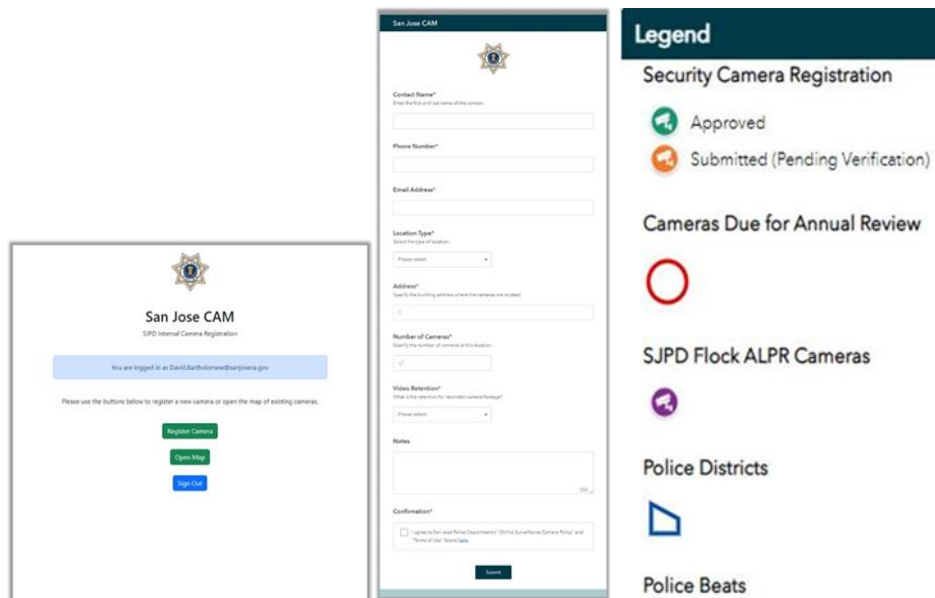
April 14, 2023

Page 2



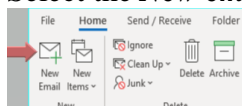
Once logged in, refer to the following steps:

1. Select **Register Camera** or **Open Map**.
2. Fill out the text field, and have the community member verify their information.
3. View the **Online Surveillance Policy** and **Terms of Use** by clicking the **Here** button.
4. Once the policy and terms are agreed to, click the **Submit** button. An auto-generated email will be sent to the email address entered during the registration process.



Department Members will not have direct access to the cameras. Department Members may have to request video surveillance footage from several community members pertaining to one investigation, and this process should be completed using the blind copy (aka *Bcc*) method to ensure the privacy of involved community members. Refer to the following steps to use the blind copy method:

1. Select the **New email** icon



ALL DEPARTMENT PERSONNEL
SUBJECT: CAMERA ARCHIVE & MAPPING

April 14, 2023

Page 3

2. Select the **To** icon



3. Select the **Options** icon



4. Select the **Bcc** icon



5. Enter all the email addresses in the **Bcc** section



Department members should become familiar with the CAM program by visiting the following web site: <https://www.sjpd.org/community/crime-prevention/security-camera-registration>.

[Redacted text]

[Redacted text]

Anthony Mata
Chief of Police

AM:JJ:PH:GB